
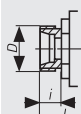

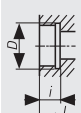


Materials	PN	DN	Type 1
Body	25	10-25	Steel
Ball	25	10-25	Steel, hard chromed
Seals	25	10-25	PTFE



- The handle is included.
- With mounting socle upon request.
- Ball valves with PTFE seals are normally delivered with FPM O-rings.
- Special designs upon requests.

Type of connection	DN	OD Pipe	PN	D	i	L	B	h ₁	h ₂	H	S	R	SW 1	Mass	Order-No.
															 Pos. I Pos. II Pressure load only from position 1
2  For compression fitting, light series, DIN 2353	10	12	25	M 18 x 1,5	11	80	30	35	15	50	36	60	8	0,5	DUN L 025.210
	12	15	25	M 22 x 1,5	12	96	35	45	18	55	40	100	10	0,9	DUN L 025.212
	16	18	25	M 26 x 1,5	12	105	40	50	21,5	68	42	130	10	1,1	DUN L 025.216
	20	22	25	M 30 x 2	14	110	45	55	24	70	47	130	10	1,4	DUN L 025.220
	25	28	25	M 36 x 2	14	120	55	65	30,5	82	52	180	12	2,3	DUN L 025.225
3  For compression fitting, heavy series, DIN 2353	10	14	25	M 22 x 1,5	14	80	30	35	15	50	39	60	8	0,5	DUN L 025.310
	12	16	25	M 24 x 1,5	14	96	35	45	18	55	42	100	10	0,9	DUN L 025.312
	16	20	25	M 30 x 2	16	105	40	50	21,5	65	46	130	10	1,1	DUN L 025.316
	20	25	25	M 36 x 2	18	110	45	55	24	70	51	130	10	1,4	DUN L 025.320
	25	30	25	M 42 x 2	20	120	55	65	30,5	82	58	180	12	2,3	DUN L 025.325
7  BSP female thread, DIN ISO 228/1	10	-	25	G 3/8	12,5	60	30	35	15	50	33	60	8	0,5	DUN L 025.710
	12	-	25	G 1/2	15	75	35	45	18	55	37	100	10	0,8	DUN L 025.712
	16	-	25	G 1/2	15	75	40	50	21,5	65	40	130	10	1,0	DUN L 025.716
	20	-	25	G 3/4	18	80	45	55	24	70	46	130	10	1,3	DUN L 025.720
	25	-	25	G 1	20	90	55	65	30,5	82	53	180	12	2,2	DUN L 025.725